

**TAB**

**TAB**

**BORDER THICKNESS** - Must be atleast 3/8" from the bleed line to insure your border won't be cut off when printed.

**PRINT TEMPLATE**

Product Folded Postcard  
Size 6x12.75 >> 6x4.25 (tri, 2 tab) (WxH)  
Style Tri Fold Direct mail  
Portrait

**SAFE AREA** - Keep all text within this line.

**FINISHED SIZE** - This is where the product will be cut to size.

**BLEEDS** - Create a 1/8 inch bleed area to make sure that the ink goes to the edge of the finished size. Extend artwork/graphics to the edge of template.

**OUTSIDE PANEL**  
**THIS FLAP FOLDS SECOND**

FOLD LINE

**TOTAL SIZE 4" X 2.5"**  
Printing in this area is not allowed.  
Reserved for Addressing/Postal mailing purposes.

ARTWORK  
ORIENTATION

1234 Return Address  
Santa Clara, CA 95050


PERMIT #  
GOES HERE  
1.25" x 1.25"  
CLEAR AREA  
Click below for Indiaia info  
<http://www.printpapd.com/faq/71455>

**TAB**

**TAB**


FOLD LINE


**OUTSIDE PANEL**  
**THIS FLAP FOLDS FIRST**


 **BORDER THICKNESS** - Must be atleast 3/8" from the bleed line to insure your border won't be cut off when printed.

**PRINT TEMPLATE**

Product    Folded Postcard  
Size        6x12.75 >> 6x4.25 (tri, 2 tab) (WxH)  
Style       Tri Fold Direct mail  
              Portrait

 **SAFE AREA** - Keep all text within this line.

 **FINISHED SIZE** - This is where the product will be cut to size.

 **BLEEDS** - Create a 1/8 inch bleed area to make sure that the ink goes to the edge of the finished size. Extend artwork/graphics to the edge of template.

**TOP  
INSIDE PANEL**

FOLD LINE

**CENTER  
INSIDE PANEL**

FOLD LINE

**BOTTOM  
INSIDE PANEL**